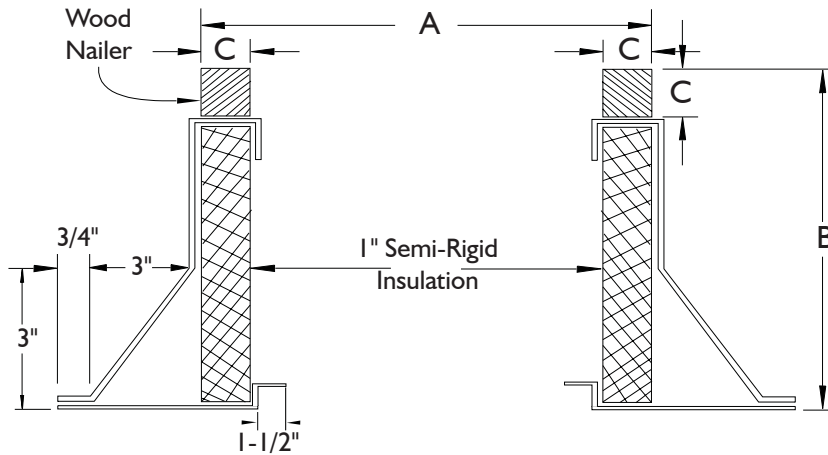


INSULATED CANTED ROOF CURB



Breidert
Air Products

6393 Powers Avenue
Jacksonville, Florida 32217-2298
P: 904.731.4711 / F: 904.737.8322
www.breidert.com



OPTIONS:

1. Insulation retainers - solid or screen type.
2. Burglar bars - 1/2" dia. on 6" centers.
3. Finishes - baked or air-dried enamel or epoxy.
4. Heights: 8, 12, or 16".
5. Single pitch, double pitch or flat style.
6. Damper Tray.

FAN SIZE	"A" OD (Square) CURB / RF TYPE					"B" CURB HEIGHT	"C" WOOD NAILER	GAUGES	WEIGHT
	CENTRIFUGAL SUPPLY (1)	CENTRIFUGAL SUPPLY (SRT)	UPBLAST ROOF (2)	TUB (3)	HOODED ROOF (4)				
9	22-3/4	-	-	-	-	12" STD	1-1/2" Sq	18	34
10	26-1/2	14-3/4	-	-	-				36
12	26-1/2	-	-	-	-				36
15	30-1/2	-	-	-	-				36
18	34-5/8	-	-	-	-				40
20	49	-	-	-	-				58
24	-	-	31	33-1/4	33-1/4				39
30	-	-	37	39-1/4	39-1/4				46
36	-	-	43	45-1/4	45-1/4				54
42	-	-	49	51-1/4	51-1/4				61
48	-	-	55	57-1/4	57-1/4				68
54	-	-	61	63-1/4	63-1/4				75
60	-	-	67	69-1/4	69-1/4	82			

1. Model - CSF, LSF
2. Model - UBB, UBS, UBX, UBRD
3. Model - TUB, TUBHT
4. Model - HREB-C, HRSB, HRED-C, HRSD, HRSBF, HRSDF
6. Standard construction is shown. If special construction is required, note changes below and highlight.
7. G-90 galvanized welded steel construction.

ACCESSORY ITEMS	1	2	3	4	5	ACCESSORY ITEMS	1	2	3	4	5
<input type="checkbox"/>						<input type="checkbox"/>					
<input type="checkbox"/>						<input type="checkbox"/>					
<input type="checkbox"/>						<input type="checkbox"/>					
<input type="checkbox"/>						<input type="checkbox"/>					
<input type="checkbox"/>						<input type="checkbox"/>					

Project: _____ Submitted: _____
 Customer: _____ Approved: _____
 Location: _____

BACKDRAFT DAMPERS FOR ROOF MOUNTED SUPPLY FANS



6393 Powers Avenue

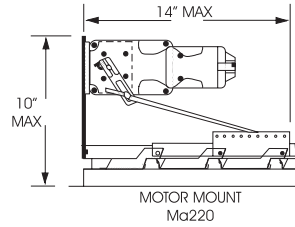
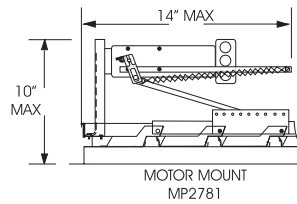
Jacksonville, Florida 32217-2298

P: 904.731.4711 / F: 904.737.8322

www.breidert.com

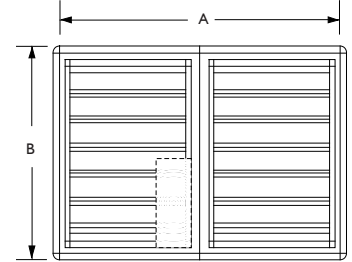
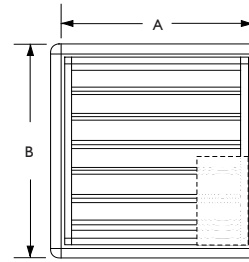
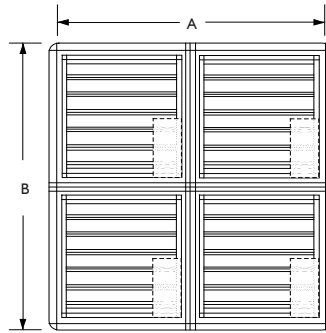
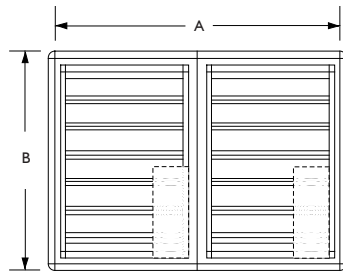


AIR FLOW



NOTE

Counter balance weight kits are required on all supply dampers (gravity or motor operated).



PLAN VIEW (TOP)

STANDARD SPECIFICATIONS:

- Maximum Face Velocity: 3000 fpm.
- Temperature limits: -40°F to 200°F (-40°C to 94°C)
- Minimum Size: 8 x 8
- Size: Single section: 42 x 64 Max W/H
- Multiple section assembly - Unlimited size.
- Frame: 20 gauge galvanized steel.
- Blades: .025 thick aluminum.
- HD 28 gauge galvanized steel.
- Seals: Extruded vinyl mechanically locked into blades.
- Axles: Stainless Steel.
- Linkage: Stainless steel pins, galvanized steel tie bar.
- Finish: Mill.

NOTES:

- (1) Do not mount fan less than 12 inches from the shutter.
- (2) Motors available in 24V, 120V, 240V & 440V.
- (3) Dampers shipped in individual cartons.
- (4) Motors and spring kits ship separately.
- (5) Center-pivoted dampers must be used on reversible fans.
- (6) Multiple section assemblies may require bracing to support the weight of the assembly and to hold against system pressure. **BRACING SUPPLIED BY OTHERS.**
- (7) Multiple section dampers are factory joined (except 72" and larger).

CAUTION: Motor kits are not suitable for use in explosive or flammable areas or airflows.

FAN SIZE	CENTRIFUGAL ROOF FANS				PROP ROOF FANS				ARS A Sq	MOTOR TYPE		PANELS (DETAIL)
	LSF, CSF & KSF		SRT		RCXII		HRSB, HRSBF, HRSDF, HRSDF			TYPE	QTY	
	A Sq SIZE	B Sq OD FLANGE	A Sq SIZE	B Sq FLANGE	A Sq SIZE	B Sq OD FLANGE	A Sq SIZE	B Sq OD FLANGE				
6 or 8	-	-	-	-	8	10-1/2	-	-	-	MP2781	1	1
9	16	18-1/2	-	-	-	-	-	-	-	MP2781	1	1
10	20	22-1/2	8	10-1/2	8	10-1/2	-	-	14	MP2781	1	1
12	20	22-1/2	-	-	15	17-1/2	-	-	18	MP2781	1	1
15	24	26-1/2	-	-	15	17-1/2	-	-	-	MP2781	1	1
16	-	-	-	-	-	-	-	-	22	MP2781	1	1
18	27	29-1/2	-	-	21	23-1/2	-	-	-	MP2781	1	1
20	42	44-1/2	-	-	21	23-1/2	-	-	26	MP2781	1	1
24/26	-	-	-	-	27	29-1/2	26	28-1/2	-	MP2781	1	1
30/33	-	-	-	-	34	36-1/2	32	34-1/2	-	MP2781	1	1
36	-	-	-	-	34	36-1/2	38	40-1/2	-	MP2781	1	1
42	-	-	-	-	-	-	44	46-1/2	-	MA220	1	2
48	-	-	-	-	-	-	50	52-1/2	-	MA220	1	2
54	-	-	-	-	-	-	56	58-1/2	-	MA220	1	2
60	-	-	-	-	-	-	62	65-1/2	-	MA220	1	2
72	-	-	-	-	-	-	76	78-1/2	-	MP2781	4	4

Heavy Duty Dampers required on all units with 7 1/2HP motors and above.

ACCESSORY ITEMS	1	2	3	4	5	ACCESSORY ITEMS	1	2	3	4	5
<input type="checkbox"/>						<input type="checkbox"/>					
<input type="checkbox"/>						<input type="checkbox"/>					
<input type="checkbox"/>						<input type="checkbox"/>					
<input type="checkbox"/>						<input type="checkbox"/>					
<input type="checkbox"/>						<input type="checkbox"/>					

Project: _____ Submitted: _____
 Customer: _____ Approved: _____
 Location: _____